

Welcome to our Year 8 Information Evening

- Welcome – Gareth Burton, Headteacher
- Overview of the Pastoral Team & Systems – Jules Godfrey, Deputy Headteacher
- Head of Year Welcome – Jane Kelly
- Curriculum, Target Setting, Assessment & Reporting – Karen Hanley, Deputy Headteacher
- Any questions? / Meet the tutor



Deputy Headteacher: Mrs Jules Godfrey

Head of Year: Miss Jane Kelly

Assistant Head of Year: Mr Jonathan Crowford

Tutor Group	Tutor
8B1	Mr Jacob Byrne
8B2	Ms Amy Dalton
8C1	Miss Sarah Bowen
8C2	Mr Lawrie George
8F	Miss Lucy Martin
8H	Mrs Kate Bowers
8P	Mr Lloyd Richards
8W1	Miss Linda Smith
8W2	Mr Rob Watts



Jane Kelly

Head of Year 8




A successful transition!!



Focus for Year 8



Ladder of Success



Themes to develop in Year 8

- Cycling safety
- Positive use of text/on-line messaging
- Cyber bullying/internet safety
- Organisation
- Attendance and punctuality
- Developing friendships



Opportunities for Year 8



Miss Karen Hanley
Deputy Headteacher

Curriculum, Target Setting,
Assessment and Reporting



Change

- Changes to GCSE specifications
- Changes to GCSE grading
- No more KS3 levels

+ Complete freedom for schools on how we set targets, design assessment and measure progress (all schools will have a different system)



What will my child be learning about this year?

New GCSEs in all subjects – all our curriculum and assessment from Year 7-11 is based on what will be tested in the new GCSEs

Q: How can I find out what they are studying each term?

A: Look on the website at the Content Maps



On the Main Bournside Website – click on School Life, then Curriculum and you will see the tab below:

SCHOOL LIFE

INFORMATION

PARENTS

NEWS & EVENTS

SIXTH FORM

SPORT

Curriculum

A broad and balanced curriculum full of opportunities.

[Detailed subject curriculum and assessment maps](#)

[Programmes of study in the Sixth Form](#)



On the Main Bournside Website – click on School Life, then Curriculum, and then click on the tab “Detailed subject curriculum and assessment maps” and you will see a full list of all of our subjects; this is a snapshot of what you are looking for – the maps are all listed alphabetically:

Subject Information

The Word/Excel files below outline our curriculum and assessment model for each subject. As some of the documents are quite large, they are presented in their original file format so you can edit them to fit your purpose.

[↓ Art Design Assessment Map.docx](#)

[↓ Art Design Content Map.xlsx](#)



Year 7	
Term 1 & 2	Self Image
Skills	Investigating portraits, identity, and the human figure. Developing understanding of proportion, observation, measuring and tone.
Term 3 & 4	Cultural
Skills	Investigating a specific culture, and their use of pattern, masks, textiles, artefacts etc., through drawing, painting, 3D sculpture or printmaking.

This is just a snap shot of one small section of the Art & Design content map.

Each map will tell you for each term and across each year, what your child will be studying at school in each of their subject areas

We hope that you will be able to use this information to talk to them about what they are learning!

I would encourage you to go on and look at what they will be learning in all their subjects this academic year

.....



Setting

- Students in Year 8 are set in Maths, Languages and PE.
- All other groups are mixed ability, for the most part in tutor groups.
- Design Technology has smaller groups to accommodate activities.



How will my child be assessed?

New GCSEs – all of our assessment design & thinking is based upon what will be tested in 4 years time for your son/daughter(s) when they sit their GCSEs

Q: How can I find out how they are assessed?

A: Look on the website at the Assessment Maps



On the Main Bournside Website – click on School Life, then Curriculum, and then click on the “Detailed subject curriculum and assessment maps” and you will see a full list of all of our subjects; this is a snapshot of what you are looking for – the maps are all listed alphabetically:

Subject Information

The Word/Excel files below outline our curriculum and assessment model for each subject. As some of the documents are quite large, they are presented in their original file format so you can edit them to fit your purpose.

[↓ Art Design Assessment Map.docx](#)

[↓ Art Design Content Map.xlsx](#)



	Historical Knowledge
Emerging	Knows the difference between today, yesterday and tomorrow.
Developing	Can explain what past historical periods were like compared with today.
GCSE 1	Knows some basic facts about the periods studied. Knows some basic points about the key themes in History, such as Religion and/or Warfare.
GCSE 2	Knows some key features of the period studied. Knows some key points about historical themes.
GCSE 3	Knows many of the key features of the periods studied. Knows many key points about relevant historical themes.
GCSE 4	Knows about the key features of more than one historical period. Knows the most significant features of particular themes, concepts and/or factors in history.

This is just a snap shot of one small section of the History assessment map. Each subject has a different number of strands – these are shown across the top – the first one for History is Historical Knowledge.

Each map will tell you for each GCSE grade and across each strand what your child needs to be able to demonstrate in order that they are awarded this grade at an assessment point

We hope that you will be able to use this information to talk to them about what their current progress is and more importantly, how they might make more progress and more up the grades.....



How often will my child be assessed?

3 formal assessment points – December, March and July

For a full list of key dates, look at the Assessment Plan 2017-18 document on the website



On the Main Bournside Website – click on School Life, then Curriculum, and then click on the tab below and you will find a number of useful documents. This is currently being updated for 2017-18.

Curriculum

A broad and balanced curriculum full of opportunities.

[Detailed subject curriculum and assessment maps](#)

[Assessment, Homework and Reports Information 2016-17](#)

[Programmes of study in the Sixth Form](#)



How will I find out how my child is performing?

3 reports a year – all with attainment data which will give you the present GCSE grade they are performing at and whether this is in-line/above/below what is expected progress for them

Also data will be provided on attitude to learning in class and their independent learning skills

Reports are sent to you via SchoolComms i.e. pushed out to you rather than you having to access them yourselves; copies are not posted home




What else will reports tell me about?

- Attendance
- Attitude to Learning
- Home/Independent Learning

For more look at the Reporting Key document on the website



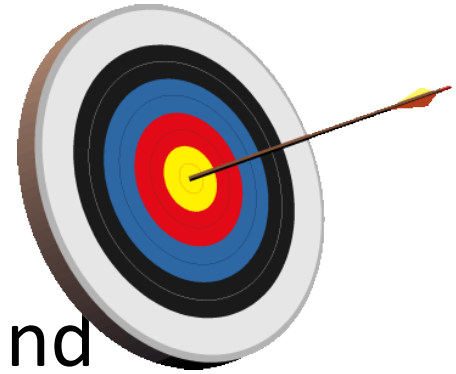
Setting Targets



- Set using a range of data sets
- Individual target for each subject
- Set to be challenging and aspirational for the student
- Subject teachers will monitor how students are progressing towards these targets, throughout the time with us




How do we track progress?



- Students are placed in an ability band based on their prior attainment at KS2
- This determines what we will set as a KS4 target (i.e. what we hope they will achieve at GCSE)
- Our Progress Ladder shows how this can be achieved on a year by year basis (a copy of this can be found on the website)



Is it one target grade for all subjects?



- This depends on what band they are placed in
- We place students in a band for:
 - Maths – based on KS2 maths performance
 - English – based on KS2 English performance
 - All other subjects – based on the average of the two



Where is all this heading?

NEW GCSE GRADING STRUCTURE		CURRENT GCSE GRADING STRUCTURE
9		A*
8		
7		A
6	GOOD PASS (DfE) 5 and above = top of C and above	B
5		
4	AWARDING 4 and above = bottom of C and above	C
3		D
		E
2		F
		G
1		
U		U

We want all of our students to achieve as well as they can, given their different starting points

We will work with you to ensure that this happens for each and every student at Bournside

A good pass will be a new GCSE Grade 5

A set of these are a passport to the next step – school sixth form, college, apprenticeship, employment, etc.



Our Aspiration

We believe that the majority of our students should be aiming for at least Grade 5s in their GCSEs (strong passes). This is the benchmark we have used for the 90% of our students who are classified by the DfE as Middle Ability or Higher. However, many of our students (those classified as Upper Ability) will be set targets of Grade 6/7/8 for their GCSEs.



Who can I contact if I have any queries?



**Cheltenham Bournside School
and Sixth Form Centre**

 vacancies  01242 2

HOME

SCHOOL LIFE

INFORMATION

PARENTS

NEWS & EVENTS

SHARE

Tweet

Contacting Staff

Effective communication between you as parents/carers and the school, is a key factor in your child's progress. Whilst there are set dates in the school calendar for your child's teachers, there will also be instances outside of these times, when you can contact an individual member of staff or a department within the school. To su

